

4-H Tin Barn EXHIBITS

Superintendent: Talisha Valdez

Must be a 4-Her in good standing in Union County

ALL 4-H TIN BARN ENTRIES WILL BE ENTERED ONLINE BY AUGUST 1.

1. Exhibits to be checked in between 5:00pm and 6:30pm on Tuesday or 9:00 am and 10:00 am on Wednesday.
2. General Rules apply.
3. ***ALL Exhibits MUST match 4-H requirements. Please make sure to meet the requirements of the project. (See 4-H Green Sheets for requirements)***
4. **Entry fee \$5.00 per person**
5. Projects which require more than one article to be complete: If you do not have all the articles, each article will be judged on its own merit but will not be eligible to count for any awards or to continue on to another fair. Complete projects are required to be eligible to be judged after which each class is judged on its merit.
6. Exhibits are to be checked out at 9:00 am on Sunday. If exhibits win 1st place they will go on to state fair. 1ST PLACE ITEMS WILL NOT BE CHECKED OUT ON SUNDAY.
7. 4-Hers must be enrolled in the project or activity, exhibits must meet project requirements.
8. ***The judge is instructed not to award prizes unless the articles are deemed worthy or merit.***
9. All exhibits must be current year 4-H work and done by the exhibitor.
10. Attention Baking Exhibitors – you may pick up your surplus food between 3:00 pm and 4:00 pm on Wednesday, all but a small portion which will be left for display in regard to loaf bread, nut bread, coffeecakes, cakes. After 4:00 pm, the Superintendent will dispose of unclaimed items.
11. All baking goods need to be brought to the fairgrounds in a zip lock type bag on a small white plate if it is a loaf on a pig white plate.
12. Posters no longer than 14 x 22” Display Boards no larger than 18 x 48” other Exhibit Boards no larger than 24x24.
13. **In all Self-Determined projects – exhibit plus record sheet must be exhibited.**
14. Ribbons will be given for 1st through 5th places.
15. Articles listed with an asterisk (*) will not be eligible for the New Mexico State Fair (NMSF).

16. **Do NOT** Remove 1st place items from Fair grounds unless these items do not qualify for state fair. *First 1st place items will be taken to NMSF.*

Exhibit Sizing Guidelines: (PLEASE READ GREEN SHEETS)

Exhibited in the “tin barn” – east side of fair barn.

Posters

- Maximum size: 14” x 22” (half of a standard poster board).
- Defined as any flat paper, foam board, cardboard, or other backing suitable for wall display.
- No stands permitted—must be wall-appropriate.

Display Boards

- Maximum size: 18” x 48” (half of a standard tri-fold display board).
- Defined as scored, freestanding science boards found at school supply stores.
- Must be freestanding by folding in the sides slightly.

Other Exhibit Boards

- Base size for three-dimensional vertical displays: No larger than 24” x 24”.
- Defined as exhibits with a solid base where the display rises vertically (e.g., Small Engines, Self-Determined, or other 3-D exhibits).

Project-Specific Boards

- Some projects have specific size guidelines in the project book (e.g., Leathercraft, Braiding).
- If a project book specifies dimensions, members must follow those rules.

Photography Entries

- Single Photos:
 - Sizes: 3½” x 5”, 4” x 6”, or 5” x 7”.
 - Must be mounted on an 8” x 10” backing without frames or glass.
 - Include a caption.
- Photo Sets (3-5 photos):
 - Sizes: 3½” x 5” or 4” x 6”.
 - Mounted on an 11” x 14” backing (4-5 photos go on a 14” x 22” backing).
 - No frames or glass; each photo must have a caption.
 - Backing must be sturdy enough for transport.
- Photography SD (Self-Determined) Category:
 - Posters and display boards must follow the guidelines listed above.

Lego Exhibits

- Base: Must have a sturdy base separate from the one included with Legos.
- Security: Legos must be secured to prevent pieces from falling off when moved.
- Size Limits: No larger than 12” W x 18” L x 16” H.
- Entries exceeding these limits will NOT be accepted—NO EXCEPTIONS.

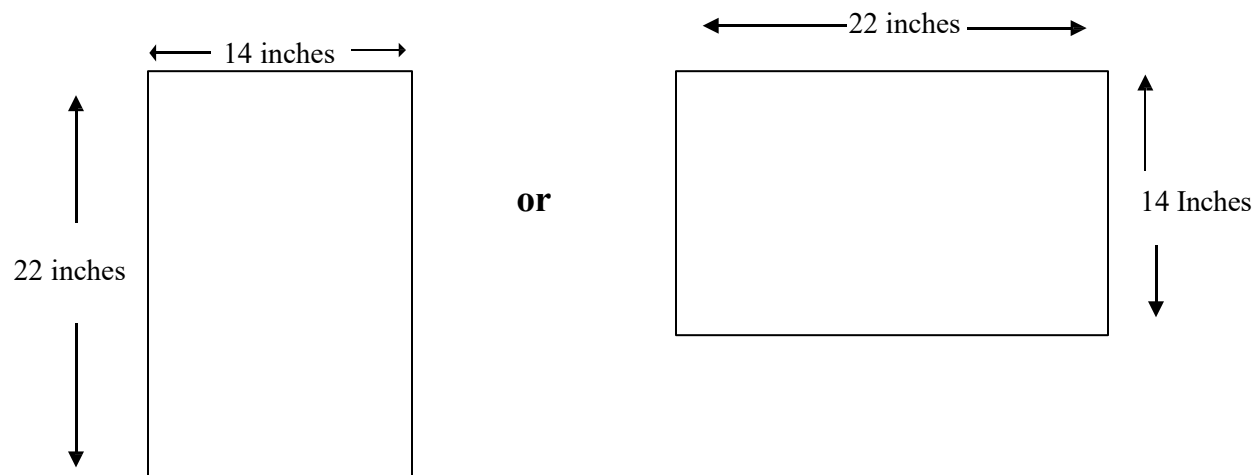
Oversized Items

- Due to space and security limitations, extremely large or heavy exhibits (e.g., Woods, Welding) may not be accepted. Oversized items are not guaranteed to be displayed.
- Counties **must** contact State Office for approval before submitting large projects.

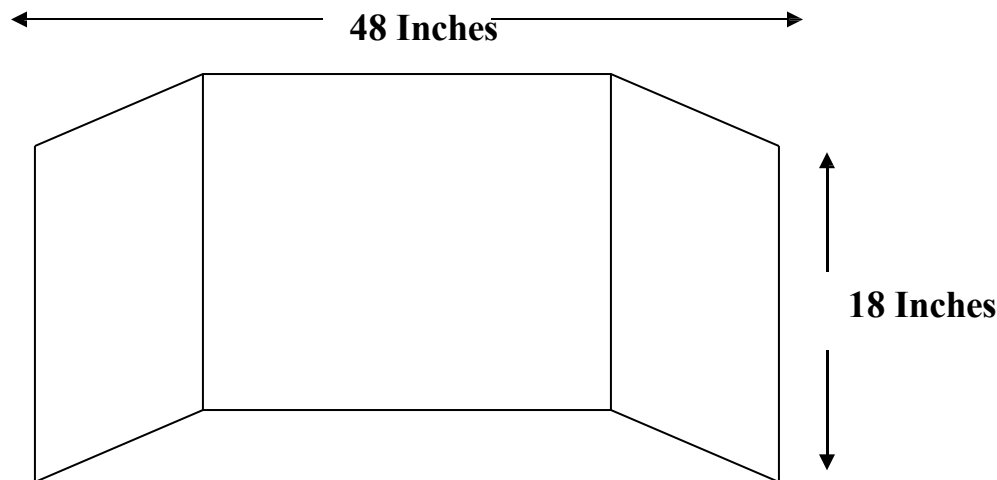
General Policies

- Enter at your own risk.
- While we handle exhibits with care, some risk of damage exists.
- Displayed to the best of our ability. Items will be displayed as effectively as possible.
- Display cases will not be opened to reposition items unless they are upside down or mislabeled.

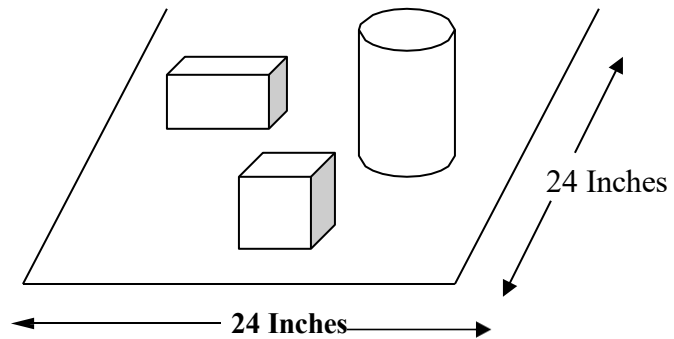
Posters – flat displays appropriate for hanging on the wall.



Display Board – such as a scored, freestanding science board



Vertical Displays – solid base with a 3-D exhibit that rises from it



Note: All 4-H exhibits will be judged by age as set forth by 4-H rules.

Lot N - Novice

Lot J - Junior

Lot S - Senior

***C Items are not eligible for New Mexico State Fair**

SPECIAL AWARDS

Sponsored by UCFA

There will be cash awards given in this division instead of premiums. The awards will be based on a point system: These awards will be based on a Maximum of 10 (ten) entries in each division. This will make the awards more on quality and not quantity. Exhibitors need to declare which entries will count toward points if they have more than 10 entries in any one division. These entries need to be entered on an additional entry blank to save confusion.

1st – 5 pts, 2nd – 4 pts, 3rd – 3 pts, 4th – 2 pts, 5th – 1 pts. The exhibitor with the highest number of points will win. This award is not broken down by age division.

These awards will be given in two divisions: 4-H Family & Consumer Sciences and 4-H General.

FCS

1st - \$25.00

2nd - \$15.00

3rd – \$10.00

General

1st - \$25.00

2nd - \$15.00

3rd – \$10.00

Points from one division are clearly marked in the fair book 4-H Family & Consumer Sciences and 4-H General.

These awards will be based on a Maximum of 10 (ten) entries in each division. This will make the awards more on quality and not quantity. Exhibitors need to declare which entries will count toward points if they have more than 10 entries in any one division. These entries need to be entered on an additional entry blank to save confusion.

Fair Board Indoor Exhibit Awards

Sponsored by UCFA

Given based on total exhibit points per age division.

1st/2nd place based on total points receive a ribbon + money awarded, 1st Place: \$25.00, 2nd Place: \$15.00

Novice

1st Place:

2nd Place:

Junior

1st Place:

2nd Place:

Senior

1st Place:

2nd Place:

Union County Extension Homemakers Council Awards

Points given for all exhibits in Family & Consumer Science (FCS) Program and/or General Program.

One Winner for each division.

General

1st Place: Gift Card & Ribbon

FCS

1st Place: Gift Card & Ribbon

Family & Consumer Science Projects:

Home Economics

Consumer Education & Home Interior

Family Life

Creative Arts

- Embroidery
- Cross Stitch
- Needle Point
- Crochet
- Macrame
- Knitting
- Weaving

General Projects:

Animal Science

Horticulture & Agronomy

Natural Science

STEAM

Personal Growth & Development

Photography

Arts & Crafts

Creative Arts

- Leather
- Braiding
- Ceramics

ANIMAL SCIENCE

***No Live Animals are accepted in this Exhibit.**

BEEF

Class #	Project #	Class Description
1	01001 01002 01003	Beef Cattle Exhibit
2	01009	Self-Determined advanced Beef Exhibit including Self-Determined Project Record Sheet 300.SD.1

DAIRY CATTLE

Class #	Project #	Class Description
3	01051 01052 01053	Dairy Cattle Exhibit
4	01059	Self-Determined advanced Dairy Cattle Exhibit including Self-Determined Project Record Sheet 300.SD.1

GOAT

Class #	Project #	Class Description
5	01101	Dairy Goat Exhibit
6	01103	Meat Goat Exhibit
7	01104	Pygmy Goat Exhibit
8	01109	Self-Determined advanced Goat Exhibit including Self-Determined Project Record Sheet 300.SD.1

DOG CARE & TRAINING

Class #	Project #	Class Description
9	01151	Dog I: Wiggles and Wags Exhibit
10	01152	Dog II: Bounding Away Exhibit
11	01153	Dog III: Leading the Way Exhibit
12	01159	Self-Determined advanced Dog Exhibit including Self-Determined Project Record Sheet 300.SD.1

CAT

Class #	Project #	Class Description
13	01154	Cat I: Purr-fect Pals Exhibit
14	01155	Cat II: Climbing Up Project Exhibit
15	01156	Cat III: Leaping Forward Exhibit
16	01169	Self-Determined advanced Cat Exhibit including Self-Determined Project Record Sheet 300.SD.1

HORSE

Class #	Project #	Class Description
17	01202	NM 4-H Horse Exhibit
18	01204	Horse Science Exhibit
19	1209	Self-Determined advanced Horse Exhibit including Self-Determined Project Record Sheet 300.SD.1

RODEO

Class #	Project #	Class Description
20	01221	Rodeo Exhibit
21	01229	Self-Determined advanced Rodeo Exhibit including Self-Determined Project Record Sheet 300.SD.1

POULTRY

Class #	Project #	Class Description
22	01251	Poultry Production Exhibit
23	01259	Self-Determined advanced Poultry Exhibit including Self-Determined Project Record Sheet 300.SD.1

RABBIT

Class #	Project #	Class Description
24	01301	Rabbit I: What's Hoppening Exhibit
25	01302	Rabbit II: Making Tracks Exhibit
26	01303	Rabbit III: All Ears Exhibit
27	01309	Self-Determined advanced Rabbit Exhibit including Self-Determined Project Record Sheet 300.SD.1

SHEEP

Class #	Project #	Class Description
28	01351	Market Lamb Exhibit
29	01353	Sheep Production Exhibit
30	01359	Self-Determined advanced Sheep Exhibit including Self-Determined Project Record Sheet 300.SD.1

SWINE

Class #	Project #	Class Description
31	01401	Market Swine Exhibit
32	01409	Self-Determined advanced Swine Exhibit including Self-Determined Project Record Sheet 300.SD.1

VETERINARY SCIENCE

Class #	Project #	Class Description
33	01451	The Normal Animal Exhibit
34	01452	Animal Disease Exhibit
35	01453	Animal Health and Our World Exhibit
36	01459	Self-Determined advanced Veterinary Science Exhibit including Self-Determined Project Record Sheet 300.SD.1

SMALL PETS

Class #	Project #	Class Description
37	01501	Pet Pals Exhibit
38	01501	
39	01502	Scurrying Ahead Exhibit
40	01502	
41	01504	Tropical Fish Exhibit
42	01506	Hamster Exhibit
43	01508	Guinea Pig Exhibit
44	01510	Birds (Indoor) Exhibit
45	01509	Self-Determined advanced Small Pets Exhibit including Self-Determined Project Record Sheet 300.SD.1

HORTICULTURE & AGRONOMY

PLANT & SOIL SCIENCE

Class #	Project #	Class Description
100	02001	Poster about soils
101	02001	Display board utilizing soils
102	02001	Poster about plant parts and functions
103	02001	Display utilizing a live plant to illustrate plant parts (parts must be labeled)
104	02001	Terrarium
105	02009	Self-Determined advanced Plant & Soil Science Exhibit including Self-Determined Project Record Sheet 300.SD.1

GARDENING (FLOWER)

Class #	Project #	Class Description
106	02102	Floral Arrangement (flowers grown by member)
107	02102	Exhibit about Flower gardening
108	0210	Floral Arrangement using purchased flowers, greenery, etc. – Must include Project Information Sheet
109	02109	Self-Determined advanced Flower Gardening Exhibit including Self-Determined Project Record Sheet 300.SD.1

GARDENING (LANDSCAPE)

Class #	Project #	Class Description
110	02201	Landscape Gardening Exhibit
111	02209	Self-Determined advanced Landscape Gardening Exhibit including Self-Determined Project Record Sheet 300.SD.1

GARDENING (PRODUCE)

Class #	Project #	Class Description
112	02251	Produce basket (collection of produce grown by the member and list of vegetables included)
113	02251	Gardening Exhibit
114	02251	
115	02259	Self-Determined advanced Vegetable Gardening Exhibit including Self-Determined Project Record Sheet 300.SD.1

RANGE PLANT MANAGEMENT

Class #	Project #	Class Description
116	02300	Poster about Range Plant Management
117	02300	Ten mounted range plants with 3x5 labels Exhibited in a notebook
118	02309	Self-Determined advanced Range Plant Management Exhibit including Self-Determined Project Record Sheet 300.SD.1

FORESTRY

Class #	Project #	Class Description
119	02401	Poster about Forestry
120	02401	Forest Tree Collection – <u>cross-section of tree trunk/large branch with parts labeled & purpose of part listed</u>
121	02409	Self-Determined advanced Forestry Exhibit including Self-Determined Project Record Sheet 300.SD.1

NATURAL SCIENCE

ENTOMOLOGY

Class #	Project #	Class Description
200	03051	Entomology I Exhibit (<u>not</u> an insect collection)
201	03052	Entomology II Insect Collection (20 specimens from at least 5 orders)
202	03052	Entomology III Insect Collection (30 specimens from at least 10 orders)
203	03052	Entomology IV Insect Collection (30 specimens from at least 10 orders)
204	03052	Entomology V Insect Collection (30 specimens from at least 10 orders)
205	03059	Self-Determined advanced Entomology Exhibit including Self-Determined Project Record Sheet 300.SD.1

WILDLIFE

Class #	Project #	Class Description
206	03101	Discovering Wildlife in New Mexico Exhibit
207	03102	Small Game of New Mexico Exhibit
208	03103	Waterfowl Management Exhibit
209	03104	Big Game of New Mexico Exhibit
210	03105	Furbearers Exhibit
211	03109	Self-Determined advanced Wildlife Exhibit including Self-Determined Project Record Sheet 300.SD.1

SHOOTING SPORTS

Class #	Project #	Class Description
220	03201	Rifle Exhibit showing terms, history, parts, equipment or techniques
221	03201	
222	03202	Pistol Exhibit showing terms, history, parts, equipment or techniques
223	03202	
224	03203	Shotgun Exhibit showing terms, history, parts, equipment or techniques
225	03203	
226	03204	Archery Exhibit showing terms, history, parts, equipment or techniques
227	03204	
228	03206	Muzzleloading Exhibit showing terms, history, parts, equipment or techniques
229	03206	
230	03209	Self-Determined advanced Shooting Sports Exhibit including Self-Determined Project Record Sheet 300.SD.1

SPORT FISHING

Class #	Project #	Class Description
240	03401	Poster demonstrating common sports fish species found in your county and the water where they can be found
241	03401	Exhibit on fishing safety
242	03401	Exhibit using rope to demonstrate tying the common knots used in fishing
243	03401	One original fly or lure crafted by the member with a poster describing which fish and conditions the fly is designed for and how to use the tackle properly
244	03409	Self-Determined advanced Sport Fishing Exhibit including Self-Determined Project Record Sheet 300.SD.1

SCIENCE, TECHNOLOGY, ENGINEERING & MATH

***C Items are not eligible for entry at New Mexico State Fair**

STEAM

Class #	Project #	Class Description
300	04149	Self-Determined advanced Agri-Science Exhibit including Self-Determined Project Record Sheet 300.SD.1
301	04150	Self-Determined advanced STEAM Exhibit including Self-Determined Project Record Sheet 300.SD.1

ELECTRICITY

Class #	Project #	Class Description
302	04151	Flashlight
303	04151	A Simple Switch
304	04151	Electromagnet
305		
306	04152	Complete simple circuit demonstrating DC and AC current
307	04152	Parallel Circuit Board labeled with proper symbols
308	04152	Series Circuit Board labeled with proper symbols
309	04152	Battery Alarm
310		
311	04153	Exhibit of various electrical wires, labeled with gauge, type and usage
312	04153	Poster demonstrating 3 major types of light bulbs
313	04153	Poster showing circuits and switches floor plan of your home, including receptacles and fixtures, labeled with proper symbols
314		
315	04154	Circuit using diodes, label all parts with proper symbols
316	04154	Circuit that intermittently flashes the LED
317	04154	A 6 to 8 Watt Amplifier
318		
319	04159	Self-Determined advanced Electricity Exhibit including Self-Determined Project Record Sheet 300.SD.1

*C-304	-	Simple Electric Meter
*C-304-A	-	Galvanoscope
*C-304-B	-	Telegraph Station
*C-310	-	Extension Cord
*C-310-A	-	Display of Splices
*C-310-B	-	Trouble Light
*C-310-C	-	Test Lamp
*C-313	-	Meter Reading Poster
*C-313-A	-	Solar Hot Dog Cooker
*C-313-B	-	Lamp
*C-313-C	-	Appliance Survey
*C-313-D	-	Service Chart

SMALL ENGINES

Class #	Project #	Class Description
320	04251	Crank It Up – Exhibit
321		
322	04252	Warm It Up – Exhibit
323		
324	04253	Tune It Up – Exhibit
325		
326	04259	Self-Determined advanced Small Engines Exhibit including Self-Determined Project Record Sheet 300.SD.1

WELDING

Class #	Project #	Class Description
327	04301	Unit I Name Plate – no larger than 12"x 24"x 3/16" or ¼"
328	04301	Unit I Silhouettes – set of 4 NRA small bore rifle regulation animals ¼" or 3/16" thick
329	04301	Unit I Clover – 12" across by ¼" or 3/16" thick
330	04302	Unit II – Skill Plate
331	04302	Unit II – Adjustable Sawhorse
332	04309	Self-Determined advanced Welding Exhibit including Self-Determined Project Record Sheet 300.SD.1

ROCKETRY

Do not install igniters or engine for display

Class #	Project #	Class Description
333	04401	Unit I – Model Rocket – Skill Level I
334	04401	Unit I – Model Rocket – Skill Level II
335	04402	Unit II – Model Rocket – Multi-Stage
336	04402	Unit II – Rocketry Exhibit
337	04409	Self-Determined advanced Rocketry Exhibit including Self-Determined Project Record Sheet 300.SD.1

WOOD SCIENCE

Class #	Project #	Class Description
338	04451	Measuring Up – Flower Box
339	04451	Measuring Up – Napkin or Letter Holder
340	04451	Measuring Up – Picture Frame
341		
342	04452	Making the Cut – Napkin or Letter Holder
343	04452	Making the Cut – Birdhouse
344	04452	Making the Cut – Foot Stool
345		
346	04453	Nailing it Together – Bookcase
347	04453	Nailing it Together – Learning Tree Jigsaw Puzzle
348	04453	Nailing it Together – Box of Many Uses
349		
350	04454	Finishing Up – Name Plate with inlay and overlay
351	04454	Finishing Up – Step Stool/Chair
352	04454	Finishing Up – Table Top Hockey Game
353		
354	04459	Self-Determined advanced Wood Science Exhibit including Self-Determined Project Record Sheet 300.SD.1
*C-336	-	Wire Wigley
*C-336-A	-	Nail Point Design
*C-336-B	-	Sandpaper Block
*C-336-C	-	Horse Show Tie Rack

*C-340-D	-	Book Rack
*C-340-E	-	Toolbox
*C-344	-	Get Along Little Doggie
*C-344-A	-	Medicine Cabinet Barn
*C-344-B	-	Shoeshine Box
*C-344-C	-	Sawhorse
*C-344-D	-	Perky Door Knocker
*C-344-E	-	Garage Creeper
*C-344-F	-	Box Hockey
*C-344-G	-	Sandbox
*C-336-D	-	Nest Shelf for Robins
*C-336-E	-	Stilts
*C-336-F	-	Coping Saw Puzzle
*C-340	-	Shifting Pyramid Game
*C-340-A	-	4-H Key Holder
*C-340-B	-	4-H Bookends
*C-340-C	-	Cutting Board

ROBOTICS

Class #	Project #	Class Description
355	04469	Self-Determined advanced Robotics Exhibit including Self-Determined Project Record Sheet 300.SD.1

COMPUTER

Class #	Project #	Class Description
356	08109	Self-Determined advanced Computer Exhibit including Self-Determined Project Record Sheet 300.SD.1

PERSONAL GROWTH & DEVELOPMENT

WELCOME TO NM 4-H

Class #	Project #	Class Description
400	05001	4-H Banner (no larger than 18x24 inches) including name, club, county and clover. Embellished using an electronic craft cutting machine (also known as a die cutter or cutting plotter).
401	05001	4-H Banner (no larger than 18x24 inches) including name, club, county and clover. Embellished using any other technique other than an electronic craft cutting machine (examples: paint, glitter, buttons, sequins, etc.).
402	05001	Decorated 4-H T-shirt (must have a 4-H theme). Embellished using an electronic craft cutting machine (also known as a die cutter or cutting plotter).
403	05001	Decorated 4-H T-shirt (must have a 4-H theme). Embellished using any other technique other than an electronic craft cutting machine (examples: paint, glitter, buttons, sequins, etc.).
404	05001	Frame decorated with 4-H clover and slogan or motto - no larger than 9x12 inches with a photo of 4-H members or a 4-H activity (frame may not contain glass)
405	05001	Poster showing your participation in a 4-H event or activity
406	05009	Self-Determined advanced Growth & Development Exhibit including Self-Determined Project Record Sheet 300.SD.1

HEALTH & SAFETY

Class #	Project #	Class Description
407	05040	Sports Fitness Exhibit
408	05049	Self-Determined advanced Physical Fitness Exhibit including Self-Determined Project Record Sheet 300.SD.1
409	05029	Self-Determined advanced Health Exhibit including Self-Determined Project Record Sheet 300.SD.1
410	05039	Self-Determined advanced Safety Exhibit including Self-Determined Project Record Sheet 300.SD.1

CITIZENSHIP

Class #	Project #	Class Description
411	05351	Unit I – My Clubs and Groups project Exhibit
412	05352	Unit II – My Community project Exhibit
413	05353	Unit III – My Heritage project Exhibit
414	05354	Unit IV – My Government project Exhibit
415	05355	Unit V – My World project Exhibit
416	05359	Self-Determined advanced Citizenship Exhibit including Self-Determined Project Record Sheet 300.SD.1

LEADERSHIP

Class #	Project #	Class Description
417	05201	Leadership I – Poster demonstrating personal leadership
418	05203	Leadership II – Photo story showing personal leadership event
419	05205	Leadership III – Written goals, action plan and results of a leadership event encouraging leadership in others
420	05209	Self-Determined advanced Leadership Exhibit including Self-Determined Project Record Sheet 300.SD.1

SPEAKING

Class #	Project #	Class Description
421	05301	Written speech on a topic of choice given at a 4-H Event
422	05301	Portfolio on a speech given at a 4-H Event. Must include written speech, supporting materials (such as photos, news articles, letters, awards or other pieces of information that support speech given), and a reference list of sources used.
423	05301	Picture Display of Visual Aids Used to Support a Presentation
424	05301	Video of Speech (include a one-page document to display which includes title of speech, name, county, age division and 5 x 7 picture of member presenting speech in addition to jump drive)
425	05301	Written story of your Public Speaking experience
426	05309	Self-Determined advanced Public Speaking Exhibit including Self-Determined Project Record Sheet 300.SD.1

CLOWNING

Class #	Project #	Class Description
427	05401	Clowning project Exhibit
428	05409	Self-Determined advanced Clowning Exhibit including Self-Determined Project Record Sheet 300.SD.1

DIGITAL STORY TELLING

Class #	Project #	Class Description
429	05311	Exhibit about Digital Story Telling
430	05311	Digital Story with a 4-H Theme (include a one-page document to display which includes title of digital story, name, county, age division and 5 x 7 picture of a slide, screenshot, link, QR code, etc. of your story in addition to jump drive)
431	05311	Digital Story with a non-4-H Theme (include a one-page document to display which includes title of digital story, name, county, age division and 5 x 7 picture of a slide, screenshot, link, QR code, etc. of your story in addition to jump drive)

NEW MEXICO FLAVOR

Class #	Project #	Class Description
502	05501	Plate of three (3) Flour Tortillas (specify flour type)
503	05501	Chile Ristra
504	05501	Recipe Box with Recipes
505	05501	Plate of three (3) Biscochitos
506	05501	Plate of three (3) NM Wedding Cookies
507	05501	Plate of three (3) Corn Tortillas
508	05501	Plate of three (3) Empanadas

UNIQUELY NEW MEXICO

Class #	Project #	Class Description
509	05502	Journal about a County Trip
510	05502	Small Sand Art Article (4"x4", 5"x5", or 6"x6")
511	05502	Large Sand Art Article (8"x11" or 12"x12")
512	05502	Tin Art Article
513	05502	Corn Necklace
514	05502	Cornhusk Doll
515	05502	Piñata using technique from the project book (ex: Star or Donkey)
516	05502	Pinata using other technique
517	05502	Craft of Your Choice (must pertain to New Mexico)

NEW MEXICO ROUNDUP

Class #	Project #	Class Description
518	05503	Rope Article
519	05503	Plate of three (3) sourdough biscuits
520	05503	Beef Jerky – four (4) strips
521	05503	Poster of Your County Agricultural Products
522	05503	Poster on the Cattle Industry in New Mexico
523	05503	Poster on the Sheep Industry in New Mexico
524	05503	Craft of Your Choice using a recycled boot (Boot must be deconstructed or altered from original state.)
530	05509	Self-Determined advanced Cultural Education Exhibit including Self-Determined Project Record Sheet 300.SD.1

Creative Arts

***C Items are not eligible for entry at New Mexico State Fair**

Leathercraft

Class #	Project #	Class Description
700	06001	Unit I - Coaster
701	06001	Unit I - Dog collar
702	06001	Unit I - Coin purse
703	06001	Unit I - Knife sheath
704	06001	Unit I - Other stamped item
705	06001	Unit I - Practice board
706	06002	Unit II Exhibit Board
707	06003	Unit III & Advanced – wallet/checkbook cover
708	06003	Unit III & Advanced – belt
709	06003	Unit III & Advanced – chaps/chinks
710	06003	Unit III & Advanced – purse/bag
711	06003	Unit III & Advanced – notebook/portfolio/tablet case
712	06003	Unit III & Advanced – home or office accessory
713	06003	Unit III & Advanced – tack and saddle accouterments
714	06003	Unit III & Advanced – gun cases/holsters
715	06003	Unit III & Advanced – saddle
716	06003	Unit III & Advanced – any other small item not suitable for the above classes (no larger than an 8 ½ x 11 sheet of paper)
717	06003	Unit III & Advanced – any other large item not suitable for the above classes (larger than an 8 ½ x 11 sheet of paper)
718	06009	Self-Determined advanced Leathercraft Exhibit including Self-Determined Project Record Sheet 300.SD.1
*C-700	-	Comb Case
*C-700-A	-	Bag Tag
*C-700-B	-	Key Case
*C-700-C	-	Bookmark

BRAIDING

Class #	Project #	Class Description
725	06011	Unit 1 Exhibit Board
732	06013	Advanced Braided Belt
733	06019	Self-Determined advanced Braiding Exhibit including Self-Determined Project Record Sheet 300.SD.1
734	06012 (100-F14 "Green Cover")	Unit 2 Exhibit Board – 14" x 20" x 1/8" or 1/4" preferably peg board, which includes: A. Samples of the basic braids shown in this Unit II attached to peg board. B. Three completed articles from the list in Project Book attached to peg board.
*C-725-A	-	3 plait Key Chain
*C-725-B	-	4 Plait Headband
*C-725-C	-	4 Plait Bookmark
*C-725-D	-	3 Plait Split Reins
*C-725-E	-	4 Plait Dog Leash
*C-725-F	-	4 Plait Dog Collar
*C-725-G	-	4 Plait Jump Rope
*C-725-H	-	4 Plait Hat Band
*C-725-I	-	4 Plait Bracelet
*C-725-J	-	4 Plait Sheep/Goat Halter
*C-726-A	-	Lead Shank 4 Plait Switch
*C-726-B	-	6 Plait Dog Collar
*C-726-C	-	4 Plait Switch Dog Leash
*C-726-D	-	3Plait Spiral Trivet
*C-726-E	-	3 Plait Napkin Ring
*C-726-F	-	8 Plait Wall Hanging
*C-726-G	-	4 Plait Flat and Round Tie Down Headstall
*C-726-H	-	8 Plait Belt

*C-726-I	-	4 Plait Roping Rein
*C-726-J	-	8 Plait Tie-Down Strap
*C-726-K	-	8 Plait Headstall Split

EMBROIDERY

Class #	Project #	Class Description
800	06051	Unit 1 – Embroidery article for yourself
801	06051	Unit 1 – Embroidery article for your home
802	06051	Unit 2 – Embroidery article meeting Unit 2 requirements
803	06051	Unit 3 – An article using colcha
804	06051	Unit 3 – An article using crewel

CROSS-STITCH

Class #	Project #	Class Description
805	06055	Unit 1 – Cross-stitch article using pre-stamped design
806	06055	Unit 1 – Cross-stitch article using transfer design
807	06055	Unit 2 – Cross-stitch article on even weave fabric from charted Design
808	06055	Unit 2 – Cross-stitch article on gingham from charted design
809	06055	Unit 2 – Cross-stitch article on perforated paper from charted Design
810	06055	Unit 3 – Cross-stitch article charted from a picture
811	06055	Unit 3 – Cross-stitch article from an original chart
812	06055	Unit 3 – Cross-stitch Exhibit done in Assisi

NEEDLEPOINT

Class #	Project #	Class Description
813	06071	Unit 1 – Design in half cross-stitch and completed Project Information Sheet
814	06071	Unit 1 – Design in half cross-stitch and continental stitch and completed Project Information Sheet
815	06071	Unit 2 – Sampler with 12 stitch variations finished appropriately and completed Project Information Sheet
816	06071	Unit 2 – Knife-edge pillow or picture including at least six stitch variations and completed Project Information Sheet
817	06071	Unit 3 – Article in Bargello, Florentine, Hungarian, Parisian, Brick or upright Gobelin stitch and completed Project Information Sheet
818	06071	Unit 3 – Article using at least five slanted and two straight stitch variations and completed Project Information Sheet

CROCHET

Class #	Project #	Class Description
---------	-----------	-------------------

819	06061	Unit 1 – Scarf, cap or beret (choose one) using combination of single and double crochet stitches
820	06061	Unit 1 – Pillow using granny square design
821	06061	Unit 2 – Potholder using basic crochet stitches and one or more pattern stitches
822	06061	Unit 2 – Decorative Stitch Pillow using basic stitches and one or more pattern stitches
823	06061	Unit 3 – An afghan, shawl, scarf or throw (choose one) using one or a combination of the following stitches: Afghan Stitch, Broomstick Lace, or Hairpin Lace
824	06061	Other item not in project book – Must include Project Information Sheet

MACRAME

Class #	Project #	Class Description
825	06081	Unit 1 – One small article illustrating square and half hitch knots and their variations and completed Project Information Sheet
826	06081	Unit 2 – One article using different knots or knot variations of different types of yarn or cord and completed Project Information Sheet
827	06081	Unit 3 – Article of original design with chart and completed Project Information Sheet

KNITTING

Class #	Project #	Class Description
828	06041	Unit I - Two small articles, using the basic knitting stitches – knit and purl (head band, cap, slippers, belt, purse, placemats, pillow top, scarf, muffler, or other items.
829	06041	Unit II – Two Articles (shrink, vest, simple sweater, poncho, shawl, cap and/or mittens) showing: <ul style="list-style-type: none"> a. Increasing and decreasing stitches. b. Two or more connected pieces. c. Use of two or more colors (as in stripes). d. A combination of at least two variations of basic knit and purl stitches in <i>each</i> article.
830	06041	Unit III - Garment or large article such as an afghan, coat, sweater, dress, suit or other item, using a pattern that includes a design variation in stitch pattern and/or color.
831	06041	Unit III - Mittens, socks or hat knitted using four needles.

4-H WEAVING

Class #	Project #	Class Description
---------	-----------	-------------------

832	06065	Constructed Loom
833	06065	Woven Coasters (set of 4)
834	06065	Woven Placemat
835	06065	Other Item not in book – Must submit Project Information Sheet
836	06099	Self-Determined advanced Fibercraft Exhibit including Self-Determined Project Record Sheet 300.SD.1

CERAMICS

DEFINITIONS:

- EARTHENWARE: Low-fire clay body that is still porous after firing
- STONEWARE: High-fire and chip resistant clay body
- PORCELAIN: Fine-grained and translucent when fired is highly chip resistant
- AIR DRY CLAY: (modeling clay) soft pliable craft clay for sculpting, modeling, and molding that naturally hardens without firing in a kiln.
- MOLD FORMED SLIP CAST: uses a liquid clay poured into a plaster mold then low-fired when dry.
- POTTERY: Articles formed from clay

Class #	Project #	Class Description
900	06101	One glazed item
901	06101	One underglazed item – a ceramic color was used under a glaze
902	06101	One overglazed item – decorative finish fired on a glazed surface
903	06101	One unfired finish item – stains, dry brush, gold leaf, air brush, etc.
904	06101	Molded formed slip cast item (no commercial made item; Exhibitor must have prepared themselves)
905	06101	One hand-molded (built) clay item using pinch pot method
906	06101	One hand-molded (built) clay item using coil pot method
907	06101	One hand-molded (built) clay item using slab method
908	06101	One wheel formed (thrown) item
909	06101	One air-dry decorative item
910	06101	One greenware adaptation item
911	06109	Self-Determined advanced Ceramics Exhibit including Self-Determined Project Record Sheet 300.SD.1

PHOTOGRAPHY

Guidelines

- Single photographs (3½" x 5", 4" x 6", or 5" x 7" prints) must be mounted on an 8" x 10" backing without frames or glass, with a caption.
- Sets of 2 or 3 photographs (3½" x 5" or 4" x 6" prints) must be mounted on an 11" x 14" backing without frames or glass, with a caption for each photo.
- Sets of 4 or 5 photographs (3½" x 5" or 4" x 6" prints) must be mounted on a 14" x 22" backing without frames or glass, with a caption for each photo.
- **Panorama - 3 individual 4x6 photos, or a 6"x18" print must be mounted no larger than 8"x22", with a caption.**
- Backing needs to be sturdy enough to support photo and travel well.

PHOTOGRAPHY – UNIT I FOCUS ON PHOTOGRAPHY

Class #	Project #	Class Description
1000	06201	Unit 1 – Set of 2 Portraits (two photos of the same person one using landscape and one using portrait position)
1001	06201	Unit 1 – Set of 2 Shadow Photos (one with item casting shadow, one of shadow only)
1002	06201	Unit 1 – Trick photo
1003	06201	Unit 1 – Same subject taken with front, back, side and top lighting (4 photos)
1004	06201	Unit 1 – Set of Birds Eye View and Bugs Eye View Photos (2 photos)
1005	06201	Unit 1 – Black & White Photo
1006	06201	Unit 1 – Flash Photo
1007	06201	Unit 1 – Selfie Photo
1008	06201	Unit 1 – Photo with Completed Scorecard – Use scorecard from Photography Project Book. Mount photo with caption and scorecard on an 8" x 10" backing.

PHOTOGRAPHY – UNIT II CONTROLLING THE IMAGE

Class #	Project #	Class Description
1009	06202	Unit 2 – Photo Showing Good Composition
1010	06202	Unit 2 – Panorama Photo - a single image comprised of at least 3 individual images, placed end-to-end. OR a single image taken using the Panorama setting in-camera.
1011	06202	Unit 2 – Photo Set at Night
1012	06202	Unit 2 – Photo Featuring a Reflection
1013	06202	Unit 2 – Creative Use of Color Photo (without editing)
1014	06202	Unit 2 – Black & White Photo with Some Color Added
1015	06202	Unit 2 – Five (5) photos of the same subject taken from different angles
1016	06202	Unit 2 - Photo Documenting a 4-H Event with Caption

PHOTOGRAPHY – UNIT III MASTERING PHOTOGRAPHY

Class #	Project #	Class Description
1017	06203	Unit 3 – Action Photo
1018	06203	Unit 3 – Still-life Photo
1019	06203	Unit 3 – Silhouette Photo
1020	06203	Unit 3 – Portrait Photo
1021	06203	Unit 3 – Photo Featuring Interesting Shapes/Textures/Patterns
1022	06203	Unit 3 – Create a Photo Joiner include Title – mounting size no larger than an 11” x 14”.
1023	06203	Unit 3 - Color photo converted to black and white – original and black and white photo must be mounted on the same display
1024	06203	Unit 3 – Display of 3 photos for a marketing brochure
1025	06203	Unit 3 – Exhibit of 5 specialty photos (photos using special lens, special effects, lighting and/or other specialized equipment labelled for technique)

PHOTOGRAPHY SD

Class #	Project #	Class Description
1029	06299	Self-Determined advanced Photography Exhibit including Self-Determined Project Record Sheet 300.SD.1

SCRAPBOOKING

Class #	Project #	Class Description
1030	06206	One scrapbook page in a 8.5’ X 11” or 12 X 12” format
1031	06206	Two scrapbook pages in a 8.5” X 11” or 12” X 12” format that go together in a set (a two-page spread)
1032	06206	One completed theme album of any size
1033	06206	One completed gift album of any size
1034	06206	One covered photo album
1035	06026	Two scrapbook pages in digital format– printed scrapbook using online digital scrapbooking software
1036	06209	Self-Determined advanced Scrapbooking Exhibit including Self-Determined Project Record Sheet 300.SD.1

DUDED UP DENIM

Items must follow patterns/instructions included in the project book.

Class #	Project #	Class Description
1040	07163	Pocket Purse
1041	07163	Pot Holder
1042	07163	Apron
1043	07163	Pocket Frame
1044	07163	Magnetic Board
1045	07163	Rag Quilt
1046	07163	Any other item from the project book – Must include Project Information Sheet

JEWELRY MAKING

Items must utilize techniques learned in the project book.

(Do not use crimp covers.)

(Exhibits should be ready for display. Secure items on foam board, card stock, etc.)

Class #	Project #	Class Description
1050	06111	Pair of Earrings
1051	06111	Keychain
1052	06111	Leather Bracelet
1053	06111	Necklace
1054	06111	Bookmark
1055	06111	One complete set: including earrings, necklace and bracelet
1056	06111	Jewelry Business Portfolio: including business name, logo, outline of 5 step marketing plan and product pricing worksheets
1057	06111	Other item using memory wire, elastic bead cord or flex bead cord
1058	06111	Jewelry Item not in project book – Must include Project Information Sheet
1059	06111	Self-Determined advanced Jewelry Exhibit including Self-Determined Project Record Sheet 300.SD.1

ORIGAMI

(Exhibits should be placed in a plastic container with lid to prevent smashing.)

Class #	Project #	Class Description
1070	06207	Origami Exhibit – types of paper, techniques, history, etc
1071	06207	Origami House
1072	06207	Origami Piano
1073	06207	Origami Crane
1074	06207	Origami Ball
1075	06207	Origami Four Leaf Clover
1076	06207	Origami Item not in project manual – Must include Project Information Sheet

HOME ECONOMICS

***C Items are not eligible for New Mexico State Fair**

SEWING & CLOTHING

SEWING I

Class #	Project #	Class Description
1100	07002	Unit 1 – Sewing Tool Kit
1101	07002	Unit 1 – Simple Gathered Skirt
1102	07002	Unit 1 – Quick and Easy Tote Bag
1103	07002	Unit 1 – Scrunchie
*C-1100	-	Other Beginning Items

SEWING II

Class #	Project #	Class Description
1104	07003	Unit 2 – Patchwork Pillow
1105	07003	Unit 2 – Handy Dandy Apron
1106	07003	Unit 2 – X-citing Pants or Shorts
1107	07003	Unit 2 – X-tra Special Shirt

MIX & MATCH I – no zipper in garments

(Make sure to label each clothing Exhibit that has multiple pieces with a separate tag to include name, class #, article item 1 of 2, and item 2 of 2 and so forth.)

Class #	Project #	Class Description
1108	07101	Sam, the Slinky Snake
1109	07101	Skirt and top
1110	07101	Vest and skirt/pants
1111	07101	Top and pants/shorts
1112	07101	Jumper and top

MIX & MATCH II – one garment must include a zipper

(Make sure to label each clothing Exhibit that has multiple pieces with a separate tag to include name, class #, article item 1 of 2, and item 2 of 2 and so forth.)

Class #	Project #	Class Description
1113	07102	Top and skirt
1114	07102	Top and pants/shorts
1115	07102	Jumper and top
1116	07102	Outfit with three pieces
1117	07102	Vest and pants/skirt

LET'S MAKE A T-SHIRT

Class #	Project #	Class Description
1118	07103	T-shirt

SEW AND GO

Class #	Project #	Class Description
1119	07104	Quick Sack
1120	07104	Jumbo Garment Bag
1121	07104	Handy Duffle Bag
1122	07104	Super Duffle Bag

CREATIVE TOUCHES

Class #	Project #	Class Description
1123	07105	Embellished Shirt or Top
1124	07105	Embellished Jacket or Outerwear
1125	07105	Embellished Bottoms (Pants, Capris, Skirt, or Shorts)
1126	07105	Embellished Shoes
1127	07105	Embellished Hat
1128	07105	Other Embellished Item or Accessory

SENIOR CLOTHING CONSTRUCTION I

SENIOR LEVEL ONLY CASUAL WEAR

(Make sure to label each clothing Exhibit that has multiple pieces with a separate tag to include name, class #, article item 1 of 2, and item 2 of 2 and so forth.)

Class #	Project #	Class Description
1129	07153	Casual dress – one or two pieces
1130	07153	Pants/slacks with blouse/shirt/top (2 pieces)
1131	07153	Shorts and blouse/shirt/top (2 pieces)
1132	07153	Skirt and blouse/shirt/top (2 pieces)
1133	07153	Jumper and blouse/shirt/top (2 pieces)
1134	07153	Jumpsuit

COORDINATES

(Make sure to label each clothing Exhibit that has multiple pieces with a separate tag to include name, class #, article item 1 of 2, and item 2 of 2 and so forth.)

Class #	Project #	Class Description
1135	07153	Three (3) piece coordinates skirt/short/pants/vest/jacket/dress
1136	07153	Four (4) piece coordinates skirt/short/pants/vest/jacket/dress

DRESS-UP ATTIRE

(Make sure to label each clothing Exhibit that has multiple pieces with a separate tag to include name, class #, article item 1 of 2, and item 2 of 2 and so forth.)

Class #	Project #	Class Description
1138	07153	Dress (non-formal)
1139	07153	Suit – skirt/pant and jacket (at least 2 pieces)
1140	07153	Dress and jacket (2 pieces)

FORMAL WEAR

(Make sure to label each clothing Exhibit that has multiple pieces with a separate tag to include name, class #, article item 1 of 2, and item 2 of 2 and so forth.)

Class #	Project #	Class Description
1141	07153	Prom dress or bridesmaid's dress (short)
1142	07153	Prom dress or bridesmaid's dress (long)
1143	07153	Wedding dress
1144	07153	Tuxedo
1145	07153	Cutaway coat and slacks

SENIOR CLOTHING CONSTRUCTION II SENIOR LEVEL ONLY

CREATIVE DESIGN – all garments must be the original design or adaptation of the Exhibitor

(Make sure to label each clothing Exhibit that has multiple pieces with a separate tag to include name, class #, article item 1 of 2, and item 2 of 2 and so forth.)

Class #	Project #	Class Description
1146	07154	Shirt/Blouse/Top
1147	07154	Pants/Shorts/Skirt
1148	07154	Dress
1149	07154	Two-Piece Outfit – Shirt/Top/Jacket & Pants/Skirt
1150	07154	Three-Piece Outfit – Jacket, blouse/shirt/top & Pants/Skirt

FASHION MAGIC – SENIOR LEVEL ONLY

PHASE I - WARDROBE PLANNING

Class #	Project #	Class Description
1164	07155	Planning Notebook & Clothing Ensemble
1165	07155	Wardrobe Planning Exhibit

PHASE II - CLOTHING COORDINATION

Class #	Project #	Class Description
1166	07162	Coordination Notebook & Clothing Ensemble
1167	07162	Clothing Coordination Exhibit

PHASE III – FASHION CONSUMERISM & CAREERS

Class #	Project #	Class Description
1168	07161	Fashion Consumerism & Careers Exhibit

SERGER SEWING

(Make sure to label each clothing Exhibit that has multiple pieces with a separate tag to

include name, class #, article item 1 of 2, and item 2 of 2 and so forth.)

Class #	Project #	Class Description
1169	07158	Tissue cover
1170	07158	Eyeglass case
1171	07158	Book cover
1172	07158	Tote bag
1173	07158	T-shirt
1174	07158	Running shorts
1175	07158	T-shirt dress
1176	07158	Half slip
1177	07158	Fringed skirt and shawl (2 pieces)
1178	07158	Scarf
1179	07158	Set of four place mats and napkins
1180	07158	Advanced garment – Must include Project Information Sheet

CLOTHING SD

(Make sure to label each clothing Exhibit that has multiple pieces with a separate tag to include name, class #, article item 1 of 2, and item 2 of 2 and so forth.)

1181	07199	Self-Determined advanced Sewing & Clothing Exhibit including Self-Determined Project Record Sheet 300.SD.1
------	-------	---

QUILTING I

Class #	Project #	Class Description
1182	06030	Quick & Easy Throw
1183	06030	Rag Throw – approximate size 49” x 64”
1184	06030	Large Rag Quilt - approximate size 66” x 77”
1185	06030	Rail Fence Throw – quilted by member (tied, hand or machine quilted) - approximate size 45” x 54”
1186	06030	Rail Fence Throw – quilted by other - approximate size 45” x 54”
1187	06030	Rail Fence Quilt - quilted by member (tied, hand or machine quilted) - approximate size 80” x 92”
1188	06030	Rail Fence Quilt – quilted by other - approximate size 80” x 90”
1189	06030	9-Patch Throw - quilted by member (tied, hand or machine quilted) - approximate size 45” x 54”
1190	06030	9-Patch Throw – quilted by other - approximate size 45” x 54”
1191	06030	9-Patch Quilt - quilted by member (tied, hand or machine quilted) - approximate size 80” x 92”
1192	06030	9-Patch Quilt – quilted by other - approximate size 80” x 92”
1193	06030	Quick & Easy Pillowcase
1194	06030	Rag Quilt Pillow
1195	06030	Rail Fence Pillow
1196	06030	9-Patch Pillow

QUILTING II

Class #	Project #	Class Description
1197	06031	Half Squares Throw – quilted by member (book pattern or other half squares pattern of choice) – approximate size 36” x 48”
1198	06031	Half Squares Throw – quilted by other (book pattern or other half squares pattern of choice) – approximate size 36” x 48”
1199	06031	Half Squares Quilt – quilted by member (half squares pattern of choice) – anything larger than a throw size
1200	06031	Half Squares Quilt – quilted by other (half squares pattern of choice) – anything larger than a throw size
1201	06031	Half Squares Quilt Bag
1202	06031	Bargello Strip Throw – quilted by member (pattern from book or other bargello pattern of choice)
1203	06031	Bargello Strip Throw – quilted by other (pattern from book or other bargello pattern of choice)
1204	06031	Bargello Strip Quilt- quilted by member (pattern from book or other bargello pattern of choice) – larger than 60”
1205	06031	Bargello Strip Quilt – quilted by other (pattern from book or other bargello pattern of choice) – larger than 60”
1206	06031	Bargello Strip Placemat or Table Runner
1207	06031	Paper Piecing Throw – quilted by member (paper piecing pattern of choice) – smaller than 50”
1208	06031	Paper Piecing Throw – quilted by other (paper piecing pattern of choice) – smaller than 50”
1209	06031	Paper Piecing Quilt- quilted by member (paper piecing pattern of choice) – larger than 50”
1210	06031	Paper Piecing Quilt – quilted by other (paper piecing pattern of choice) – larger than 50”
1211	06031	Paper Piecing Mug Rug/Hot Pad (book pattern of paper piecing pattern of choice)
1212	06031	Mixed Technique Throw – quilted by member – smaller than 50”
1213	06031	Mixed Technique Throw – quilted by other – smaller than 50”
1214	06031	Mixed Technique Quilt – quilted by member – larger than 50”
1215	06031	Mixed Technique Quilt -quilted by other – larger than 50”

QUILTING SD

Class #	Project #	Class Description
1216	06039	Self-Determined advanced Quilting Exhibit including Self-Determined Project Record Sheet 300.SD.1

FOODS & NUTRITION

QUICK MEALS

Class #	Project #	Class Description
1217	07382	Spicy Granola Cereal (1/2 pint jar)
1218	07382	Breakfast Bars – (3)
1219	07382	Oatmeal Applesauce Cookies – (3)
1220	07382	Menu for a day (mounted on firm paper 8 ½” x 11”)

OUTDOOR COOKING

OUTDOOR COOKING UNIT 1 – ON THE GRILL

No actual food items will be accepted as an Exhibit.

Class #	Project #	Class Description
1221	07386	Unit 1 - Outdoor Cooking - Grilling Exhibit
1222	07386	Unit 1 - Outdoor Cooking - Grilling Recipe (original or adapted - mounted on firm paper 8 ½” x 11”) and completed Meal Planning Worksheet (pages 43-45) of the On the Grill project book

OUTDOOR COOKING UNIT 2 – GOING DUTCH

No actual food items will be accepted as an Exhibit.

Class #	Project #	Class Description
1223	07387	Unit 2 - Outdoor Cooking – Dutch Oven Exhibit
1224	07387	Unit 2 - Outdoor Cooking Dutch Oven Recipe (original or adapted - mounted on firm paper 8 ½” x 11”) and completed Meal Planning Worksheet (pages 20-22) of the Going Dutch Project Book

SUPER SNACKING

No actual food items will be accepted as an Exhibit.

Class #	Project #	Class Description
1225	07257	Super Snacking Exhibit
1226	07257	Snack Attack Recipe Box (15 recipes with all five parts of the recipe)
1227	07257	Weekly Snack Record (7 days’ worth of snacks, serving size, and appropriate food group mounted on a 8.5”x11” paper)
1228	07257	My Plate Exhibit
1230	07399	Self-Determined advanced Food & Nutrition Exhibit including Self-Determined Project Record Sheet 300.SD.1

BAKING

BAKING I

All baking Exhibits must be made using the recipes provided.

Class #	Project #	Class Description
1300	07280	Three (3) Biscuits
1301	07280	Three (3) Plain Muffins
1302	07280	Three (3) Chocolate Chip Cookies
1303	07280	Three (3) Ginger Cookies
1304	07280	Three (3) Snickerdoodles
1305	07280	Three (3) Plain Brownies – 3” x 3” squares

BAKING II

All baking Exhibits must be made using the recipes provided.

Class #	Project #	Class Description
1306	07282	Banana Nut Bread – one loaf
1307	07282	Zucchini Bread – one loaf
1308	07282	Three (3) Cranberry Orange Refrigerator Cookies
1309	07282	Three (3) Jam Thumbprint Cookies
1310	07282	Three (2) Strawberry Scones
1311	07282	Cornbread – two 3” x 3” squares
1312	07282	Three (3) Hidden Veggie Muffins
1313	07282	Fruit-Filled Coffee Cake – any fruit in recipe (two 3” x 3” squares)

BREADS

All baking Exhibits must be made using the recipes provided.

Class #	Project #	Class Description
1315	07284	Three (3) cinnamon rolls – (iced and made from the crescent roll dough recipe provided in the project book)
1316	07284	Three (3) whole wheat refrigerator rolls
1317	07284	One (1) 9x5 loaf white yeast bread
1318	07284	Three (3) crescent rolls
1319	07284	Three (3) Angel biscuits
1320	07284	One (1) loaf or three (3) rolls of any other specialty bread from Project
1321	07286	Self-Determined yeast bread exhibit

PASTRIES & PIES

All baking Exhibits must be made using the recipes provided.

Class #	Project #	Class Description
1322	07286	Two Apple Green Chile empanadas
1323	07286	Apricot pastelitos – three 2” x 2” squares
1324	07286	A viscosity display including experiment result sheets and line spread viscometer, laminated or enclosed in plastic cover.
1325	07286	One 8” or 9” double crust peach or apricot pie

1326	07286	One 8" or 9" double crust berry pie
1327	07286	Two fruit-filled turnovers or empanadas
1328	07286	One 8" or 9" double crust apple pie
*C-1316	-	8" Pie Crust

CAKES

All baking Exhibits must be made using the recipes provided.

Class #	Project #	Class Description
1330	07300	One 8" or 9" Round One-Layer Yellow Cake, unfrosted
1331	07300	White or Yellow Two Layer Cake with Butter Cream Frosting
1332	07300	Chocolate Two Layer Cake with Chocolate Butter Cream Frosting
1333	07300	Sponge Cake – unfrosted
1334	07300	Angel Food Cake – unfrosted
1335	07300	Pound Cake – unfrosted
1336	07300	German Chocolate Cake
1337	07300	Jelly Roll
1338	07300	Apple Bundt Cake – unfrosted
*C-1320	-	Any other Specialty Cake
*C-1320-A	-	Any other Everyday Cake

CAKE DECORATING

CAKE DECORATING UNITS 1-3

All entries must be real cakes (no forms or foam) and will be cut and tasted for judging.

Cake recipes utilizing alcohol are ineligible.

Royal icing or Fondant cannot be used as a base frosting in these units.

Recommendation: Take a picture of your final decorated cake and provide it to your agent to have available to show judges in case of mishaps and/or heat effects during transportation.

Class #	Project #	Class Description
1340	07301	Unit 1 - One decorated single layer cake – 8" or 9" round, square or 9x13 using edible decorations, no decorator tips, character pans or cut up cakes
1341	07301	Unit 2 – One decorated single layer cake using the writing, leaf and star tips
1342	07301	Unit 3 – One decorated two-layered cake using 3-5 tips including the writing, leaf and star tips in decorating, a side border and demonstrate figure piping

CAKE DECORATING UNITS 4-6

All entries must be real cakes (no forms or foam) and will be cut and tasted for judging. Cake recipes utilizing alcohol are ineligible.

Recommendation: Take a picture of your final decorated cake and provide it to your agent to have available to show judges in case of mishaps and/or heat effects during transportation.

Class #	Project #	Class Description
1343	07302	One decorated character cake which resembles the shape of a character or object made without cutting.
1344	07302	Three (3) decorated cupcakes of a similar design or theme.
1345	07302	Character or design using a single layer of cupcakes on one cake board no larger than 9"x13"
1346	07302	One decorated cut-up cake using three different types of tips frosting, edible materials – including royal icing and fondant are allowed) (internal non-edible supports allowed, but must not show.)

CAKE DECORATING UNITS 7-9

All entries must be real cakes (no forms or foam) and will be cut and tasted for judging. Cake recipes utilizing alcohol are ineligible.

Recommendation: Take a picture of your final decorated cake and provide it to your agent to have available to show judges in case of mishaps and/or heat effects during transportation.

Class #	Project #	Class Description
1347	07303	One two-layer 8", 9" or 10" cake using a minimum of one flat surface flower, one flower made on a flat flower nail, one border and one side trim.
1348	07303	One decorated two-layer 8", 9" or 10" round or square cake using fondant and gum paste decorations as well as any skills from Units 3-7.
1349	07303	One decorated two layer 8", 9" or 10" cake using string work and flower(s) made on a lily flower nail and border.

CAKE DECORATING UNITS 10-12 – SENIOR ONLY

All entries must be real cakes (no forms or foam) and will be cut and tasted for judging. Cake recipes utilizing alcohol are ineligible.

Recommendation: Take a picture of your final decorated cake and provide it to your agent to have available to show judges in case of mishaps and/or heat effects during transportation.

Class #	Project #	Class Description
1350	07304	One decorated cake of three or more tiers of graduated sizes, using supports and separator plates. Pillars may be used, but are not required. A border is required.
1351	07304	One molded or shaped object may be on a decorated cake or an independent display in a case (no larger than 10 inches) to protect the item from harm.

1352	07304	One detailed notebook describing your cake decorating project including goals, plans, accomplishments, evaluation (pg 24-28) and photos.
------	-------	--

BAKING SD

(Recipes utilizing alcohol are ineligible.)

Class #	Project #	Class Description
1360	07299	Self-Determined advanced Baking Exhibit including Self-Determined Project Record Sheet 300.SD.1

DAIRY FOOD

MILK – UNIT I

Class #	Project #	Class Description
1400	07310	Buttermilk Cornbread - one 3" piece
1401	07310	Three (3) Oatmeal Cookies
1402	07310	Unit I - Milk Exhibit (No actual food items will be accepted as an Exhibit.)

ICE CREAM – UNIT II

Class #	Project #	Class Description
1403	07312	Granola Cookies (3)
1404	07312	Unit II - Ice Cream Exhibit (No actual food items will be accepted as an Exhibit.)

CHEESE – UNIT III

Class #	Project #	Class Description
1405	07314	Cheese sticks
1406	07314	Unit III - Cheese Exhibit (No actual food items will be accepted as an Exhibit.)
1407	07319	Self-Determined advanced Dairy Exhibit including Self-Determined Project Record Sheet 300.SD.1

FOOD PRESERVATION

FREEZING

Class #	Project #	Class Description
1500	07401	Home Freezer Inventory Record (8 ½" x 11") and completed page 34 of the Freezing Project Book
1501	07401	Menu Plan for three (3) meals, using frozen foods from your freezer inventory (8 ½" x 11") and completed page 36 of the Freezing Project Book

DRYING

Class #	Project #	Class Description
1502	07403	Poster to which two (2) samples of different dried fruits are attached. Each sample should be in a small zip-top plastic bag (for display purposes only) and should contain approximately ¼ cup of dried fruit. Label each fruit sample with drying method used and date prepared.
1503	07403	Poster to which two (2) samples of different fruit or fruit/vegetable leathers are attached. Each sample should be in a small zip-top

		plastic bag (for display purposes only) and should contain a strip or square of fruit leather approximately 16 square inches (4" x 4" or 2" x 8"). Label each fruit leather with drying method used and date prepared.
1504	07403	Poster to which two (2) samples of different dried vegetables are attached. Each sample should be in a small zip-top plastic bag (for display purposes only) and should contain approximately ¼ cup of dried vegetables. Label each fruit sample with drying method used and date prepared.
1505	07403	Poster to which two (2) samples of different dried herbs are attached. Each sample should be in a small zip-top plastic bag (for display purposes only) and should contain approximately ¼ cup of dried herbs (leaves only, no stems, whole, chopped or crumbled.) Label each herb sample with drying method used and date prepared.

BOILING WATER BATH CANNING

All canning Exhibits must be labeled with Name of Product, Date and Processing information. Recipes used must be the ones supplied by the project, making sure that processing times are adjusted for your altitude! *Exception- you may use the recipe of your choice for any variety or jelly or jam and no sugar jam or jelly.

Recipes utilizing alcohol are ineligible.

Class #	Project #	Class Description
1506	07405	One (1) jar Pickle Relish
1507	07405	One (1) jar Bread & Butter Pickles
1508	07405	One (1) jar Fresh Pack Dill Pickles
1509	07405	One (1) jar Tomatoes, in juice
1510	07405	One (1) jar Tomato Salsa
1511	07405	One (1) jar Peaches, Apricots Nectarines or Pears
1512	07405	One (1) jar Berries
1513	07405	One (1) jar Cherries
1514	07405	One (1) jar Any variety jelly*
1515	07405	One (1) jar Any variety jam*
1516	07405	One (1) jar no sugar jam or jelly*

PRESSURE CANNING

All canning Exhibits must be labeled with Name of Product, Date and Processing information. Recipes used must be the ones supplied by the project, making sure that processing times are adjusted for your altitude!

Class #	Project #	Class Description
1517	07407	One (1) jar Canned Green Beans
1518	07407	One (1) jar Chile Peppers
1519	07407	One (1) jar Corn, Whole Kernel
1520	07407	One (1) jar Carrots
1521	07407	One (1) jar Green Peas
1522	07407	One (1) jar Spaghetti Sauce without Meat
1523	07407	One (1) jar Dried Beans or Peas

FOOD PRESERVATION SD

(Recipes utilizing alcohol are ineligible.)

Class #	Project #	Class Description
1530	07499	Self-Determined advanced Food Preservation Exhibit including Self-Determined Project Record Sheet 300.SD.1

CONSUMER EDUCATION & HOME MANAGEMENT

HOUSING & INTERIOR DESIGN – UNIT I

Class #	Project #	Class Description
1600	07501	Stenciled Item
1601	07501	Framed Fabric
1602	07501	Simple Covered Can – Using self-adhesive paper and application techniques/directions as outlined in project book
1603	07501	Advanced Covered Can - Using fabric or other covering and application techniques/directions as outlined in project book
1604	07501	Mini-Tack Board
1605	07501	Mounted Poster
1606	07501	Covered Box
1607	07501	Covered Brick Doorstop/Bookends
1608	07501	Article for Living Room – Must include Project Information Sheet
1609	07501	Article for Bedroom – Must include Project Information Sheet
1610	07501	Article for Kitchen – Must include Project Information Sheet
1611	07501	Article for Bathroom – Must include Project Information Sheet
1612	07501	Article for Specialty Room – Must include Project Information Sheet
1613	07509	Self-Determined advanced Housing/Interior Design Exhibit including Self-Determined Project Record Sheet 300.SD.1

HELPFUL, HANDY HOME HOW 2's

Class #	Project #	Class Description
1650	07530	Helpful, Handy Home How 2's Poster
1651	07530	Photo Journal of a Home Repair Project
1652	07530	Self-Determined advanced Helpful, Handy Home How 2's Exhibit including Self-Determined Project Record Sheet 300.SD.1

CONSUMER EDUCATION

Class #	Project #	Class Description
1700	07551	Consumer Savvy Level I Exhibit
1701	07552	Consumer Savvy Level II Exhibit
1702	07553	Consumer Savvy Level III Exhibit
1703	07559	Self-Determined advanced Home Management & Consumer Education Exhibit including Self-Determined Project Record Sheet 300.SD.1

ARTS & CRAFTS

ARTS

(Oversized Exhibits may be displayed if space permits)

(Transportation of oversized Exhibits are at the discretion of agent)

Class #	Project #	Class Description
1800	07659	Self-Determined advanced Arts (Acrylic) Exhibit including Self-Determined Record Sheet 300.SD.1
1801	07659	Self-Determined advanced Arts (Crayon or Marker) Exhibit including Self-Determined Record Sheet 300.SD.1
1802	07659	Self-Determined advanced Arts (Drawing (Ink or Pencil) Exhibit including Self-Determined Record Sheet 300.SD.1
1803	07659	Self-Determined advanced Arts (Mixed Media) Exhibit including Self-Determined Record Sheet 300.SD.1
1804	07659	Self-Determined advanced Arts (Oil) Exhibit including Self-Determined Record Sheet 300.SD.1
1805	07659	Self-Determined advanced Arts (Pastels) Exhibit including Self-Determined Record Sheet 300.SD.1
1806	07659	Self-Determined advanced Arts (Watercolor) Exhibit including Self-Determined Record Sheet 300.SD.1
1807	07659	Self-Determined advanced Arts (Miscellaneous) Exhibit including Self-Determined Record Sheet 300.SD.1 *Other Art Exhibits not appropriate in any other category

CRAFTS

(Oversized Exhibits may be displayed if space permits)

(Transportation of oversized Exhibits are at the discretion of agent)

Class #	Project #	Class Description
1808	07659	Self-Determined advanced Crafts (Fabric) Exhibit including Self-Determined Record Sheet 300.SD.1
1809	07659	Self-Determined advanced Crafts (Glass – Stained, Mosaic, Etc.) Exhibit including Self-Determined Record Sheet 300.SD.1
1810	07659	Self-Determined advanced Crafts (Leather) Exhibit including Self-Determined Record Sheet 300.SD.1
1811	07659	Self-Determined advanced Crafts (Metal) Exhibit including Self-Determined Record Sheet 300.SD.1
1812	07659	Self-Determined advanced Crafts (Sculpture) Exhibit including Self-Determined Record Sheet 300.SD.1
1813	07659	Self-Determined advanced Crafts (Wreath Arrangements) Exhibit including Self-Determined Record Sheet 300.SD.1
1814	07659	Self-Determined advanced Crafts (Wooden) Exhibit including Self-Determined Record Sheet 300.SD.1
1815	07659	Self-Determined advanced Crafts (Miscellaneous) Exhibit including Self-Determined Record Sheet 300.SD.1 *other handmade Crafts items not appropriate in any other category

HOBBY CRAFTS

(Hobby Crafts classes are Exhibits that utilize a kit)

LEGO KIT EXHIBITS: Entry must have a sturdy base other than the one included with Legos.

Fair will not provide material for bases.

Secure Legos to a base to prevent Legos from coming apart or falling off when moved.

Entries no larger than 12" wide and 18" long x 16" high. Entries will not be accepted if larger than specified size, NO EXCEPTIONS.

(Transportation of oversized Exhibits are at the discretion of agent)

Class #	Project #	Class Description
1816	07659	Self-Determined advanced Hobby Crafts (Art Kit) Exhibit including Self-Determined Record Sheet 300.SD.1
1817		Self-Determined advanced Hobby Crafts (Craft Kit) Exhibit including Self-Determined Record Sheet 300.SD.1
1818	07659	Self-Determined advanced Hobby Crafts (Model Kit) Exhibit including Self-Determined Record Sheet 300.SD.1
1819	07659	Self-Determined advanced Hobby Crafts (Lego Kit – X Small: 0-500 Pieces) Exhibit including Self-Determined Record Sheet 300.SD.1
1820	07659	Self-Determined advanced Hobby Crafts (Lego Kit – Small: 501-1,000 Pieces) Exhibit including Self-Determined Record Sheet 300.SD.1
1821	07659	Self-Determined advanced Hobby Crafts (Lego Kit – Medium: 1,001-2,500 Pieces) Exhibit including Self-Determined Record Sheet 300.SD.1
1822	07659	Self-Determined advanced Hobby Crafts (Lego Kit – Large: 2,501-5,000 Pieces) Exhibit including Self-Determined Record Sheet 300.SD.1
1823	07659	Self-Determined advanced Hobby Crafts (Lego Kit – X Large: Greater than 5001 Pieces) Exhibit including Self-Determined Record Sheet 300.SD.1
1824	07659	Self-Determined advanced Hobby Crafts (Lego Kit – Self Designed) Exhibit including Self-Determined Record Sheet 300.SD.1
1825	07659	Self-Determined advanced Hobby Crafts Miscellaneous) Exhibit including Self-Determined Record Sheet 300.SD.1 *other hobby craft kit items not appropriate in any other category

FAMILY LIFE

UNDERSTANDING PRESCHOOL CHILDREN

Class #	Project #	Class Description
1898	07601	Display of how to choose foods for a preschooler
1899	07601	DIY Early Childhood toy with information sheet
1900	07601	Display showing safe and unsafe toys for young children
1901	07601	Display showing what member learned about young children

GENERATION CELEBRATION

Class #	Project #	Class Description
1902	07603	Photo poster of an experience with an older friend
1903	07603	Story told by an older person, recorded or written with illustrations by a 4-H member
1904	07603	Other Generation Celebration Exhibit

BABYSITTING BASICS

Class #	Project #	Class Description
1905	07602	Babysitting Resume
1906	07602	Babysitting Advertising Flyer
1907	07602	Babysitting Exhibit
1908	07609	Self-Determined Family Life Exhibit including Self-Determined Record Sheet #100.SD-1